

SPRING CROPS



Our company

Apsov is longstanding established Italian company which constantly endeavours to enhance the field of agriculture.


Our commitment is to create new opportunities for ourselves and our customers. We constantly strive to strengthen and enhance the brand, by launching new varieties and offering excellent services.

We are genetic providers and are at the forefront in terms of innovation; we believe in a flexible and efficient organization, market oriented and strongly focused on a technical approach.

Our ambition is to be a leading company, with the best human and genetics resources.

The values which drive us and we seek to uphold are customer focus, passion for work, dynamism, fairness, cooperation, positivity.



 came into being a Cooperative -APSOV Soc. Coop- in 1967, when it was set up by a group of young farmers. The favourable climatic conditions of the territory, coupled with the founders' agricultural expertise have been and remain the basis for high quality seed production. Today APSOV is still 100% owned by farmers and it is the leader of a group of companies: APSOVSEMENTI SPA (1995), Sementi Maremma (2002), GMAX seeds (2017).

Apsov is the leading Italian company in terms of production and marketing of cereals, pulses and oil crops seeds; it runs a multiplication area constantly exceeding 7.000 ha, with a seed production of about 25,000 tons / year; it generates a turnover of 22 mm, steadily increasing, which is the exclusive result of seed activity; it carries out breeding programs for bread and durum wheat, barley, triticale, employing 10 people on a full-time basis.



SOYBEAN

cropping: nitrogen

SYMBIOSIS AND NITROGEN-FIXATION

Nodules must be present on the roots and should gradually turn into reddish colour, indicating nitrogen fixation has started.

Otherwise, it is necessary to proceed with fertilization.

Possible reasons for the loss of symbiosis are:

- **the absence of a specific rhizobium**, the *Bradyrhizobium japonicum* is not present in our soils. It is always recommended to use selected strains, more efficient than natural ones.
- **excess of nitric nitrogen** in the soil.
- **compact soils and water lodging** that prevent atmospheric nitrogen to get into contact with the nodules.
- **the excessive soil acidity**, the lack of Molybdenum.



NITROGEN BALANCE

Uptake:

60 Kg N per ton of produced grain
100 Kg N/ha for the plant development

Input:

250 Kg N/ha are supplied by rhizobia +
70 Kg N/ha root uptake + fertilization (see table)

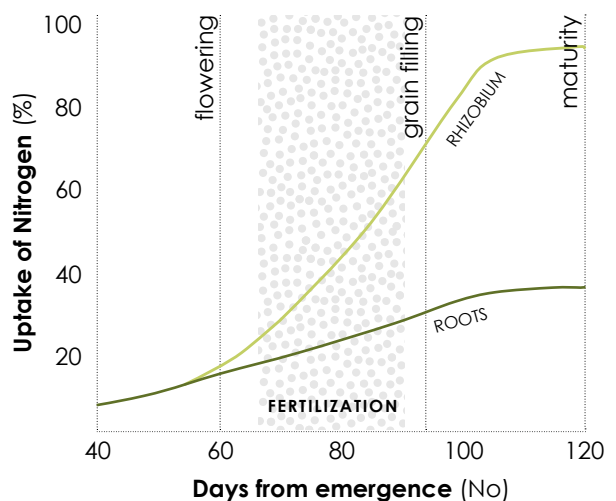
YIELD t/ha	UPTAKE kg N/ha	FERTILIZATION kg N/ha
4,0	340	20
4,5	370	30
5,0	400	45
5,5	430	60

WHEN TO FERTILIZE

The formation of nodules is strongly inhibited by the presence of nitric nitrogen, therefore nitrogen fertilizer must be applied only **between the end of flowering and the grain filling stage**.

IT'S IMPORTANT TO REMEMBER THAT:

- A late input can also be applied in liquid form along with treatments against worms or red spider mite.
- Organic fertilizers (including manure application) is positive, as it does not affect rhizobium activity.



SOYBEAN

cropping: seed rate

SEED RATE

Soybean has the ability to compensate for several factors of yield performance: low plant population with more branches and more pods; conversely in case of high plant density.

Plants population target at harvest is::

1st SOWING: 30-35 plants / sqm – 2nd SOWING: 35-40 plants / sqm

The optimal planting rate based on the variety is:

GOOD BRANCHING and LATE MATURITY: 35-45 seeds / sqm

LOW BRANCHING and EARLY MATURITY: 45-55 seeds / sqm

INTER-ROW SPACE

Inter-row sowing of 70-75 cm with corn planters may limit yield, in fact:

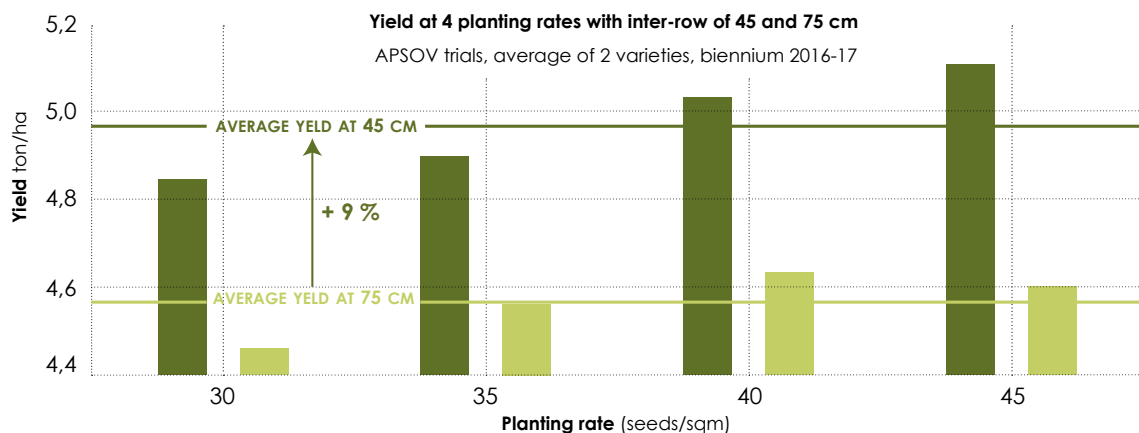
- It limits the full exploitation of light radiation by the crop
- It promotes the weed growth, since it takes several more days for soybean plants to cover the inter-row space.
- It increases the competition among plants along the row.

For these reasons, it is always recommended to avoid sowing at 70-75 cm in the case of late sowing and with varieties with low branching attitude.

Several trials have shown that by using wider inter-row space, yield might decrease by 5 to 15%.

Below are the results of Apsov trial performed for 2 years in a row, showing that the 45 cm inter-row achieved a 9% higher yield (+0.41 ton/ha).

Yield performance is higher only with inter-row space of 45 cm.



MATURITY GROUP

1+ (1.2)

The highest yield producer of all regardless of conditions

FEATURES

HEIGHT	medium
POD COLOUR	brown
HILUM COLOUR	black
BRANCHING	good
DEFOLIATION	medium
FIRST POD HEIGHT	high

QUALITIES

TKW	medium 160-190 g
PROTEIN CONTENT	good

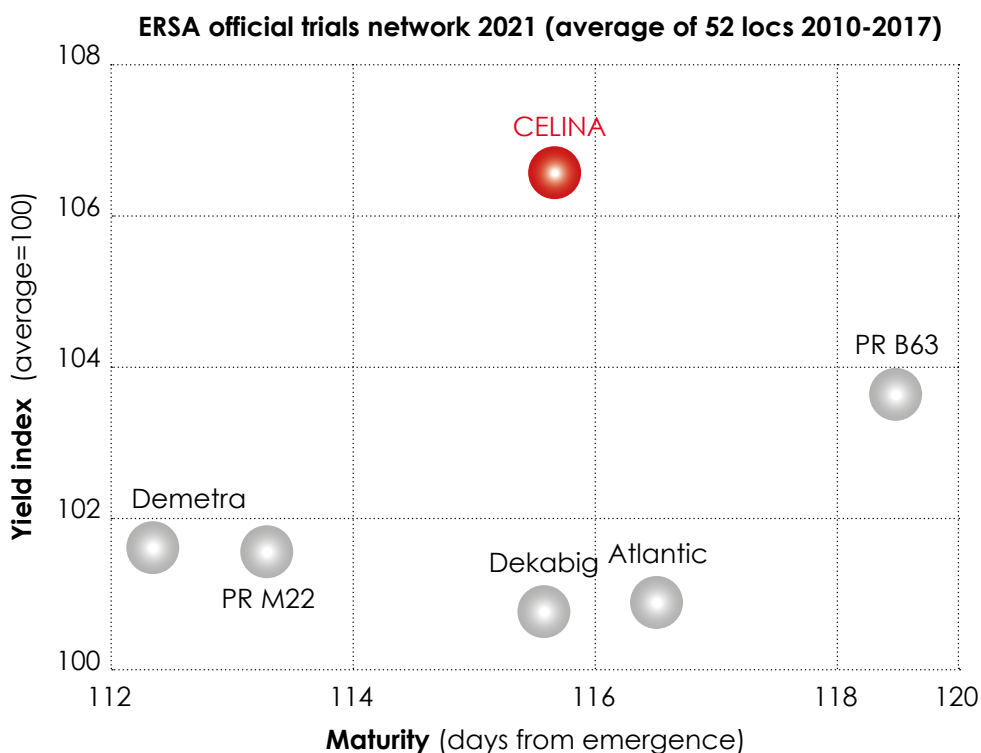
RESISTANCES

LODGING			MR
DEHISCENCE			R
DROUGHT STRESS			MR

ADVICES

Planting time:
1st crop

Planting rate
40-45 seeds/sqm; 3,2-3,6 units/ha



Dafne



MATURITY GROUP

1 (1.1)

Super yielding and totally lodging resistant

FEATURES

HEIGHT	medium
POD COLOUR	light brown
HILUM COLOUR	white
BRANCHING	good
DEFOLIATION	good
FIRST POD HEIGHT	medium

QUALITIES

TKW	medium 160-190 g
PROTEIN CONTENT	good

RESISTANCES

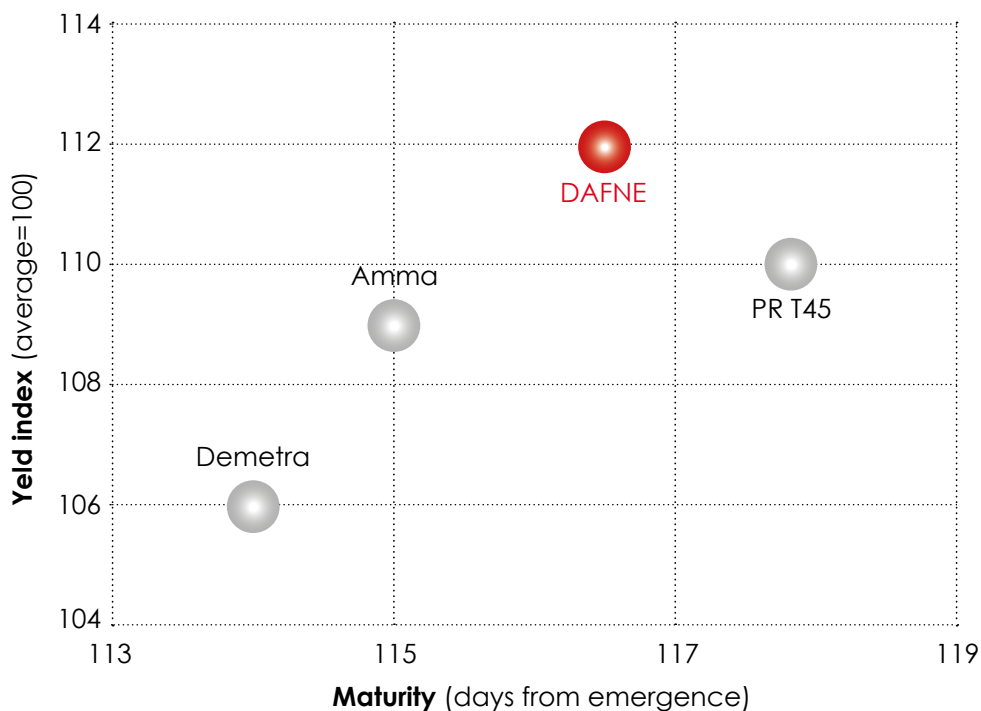
LODGING					R
DEHISCENCE					R
DROUGHT STRESS					R

ADVICES

Planting time:
1st crop / 2nd crop

Planting rate:
40-45 seeds/sqm; 3,2-3,6 units/ha

APSOV advanced trials network (average of 20 locs 2020-22)



Benedetta



MATURITY GROUP

1 (1.0)

The earliest in maturity group, 1 super yielding

FEATURES

HEIGHT	medium
POD COLOUR	light brown
HILUM COLOUR	black
BRANCHING	high
DEFOLIATION	medium
FIRST POD HEIGHT	high

QUALITIES

TKW	medium 160-190 g
PROTEIN CONTENT	medium

RESISTANCES

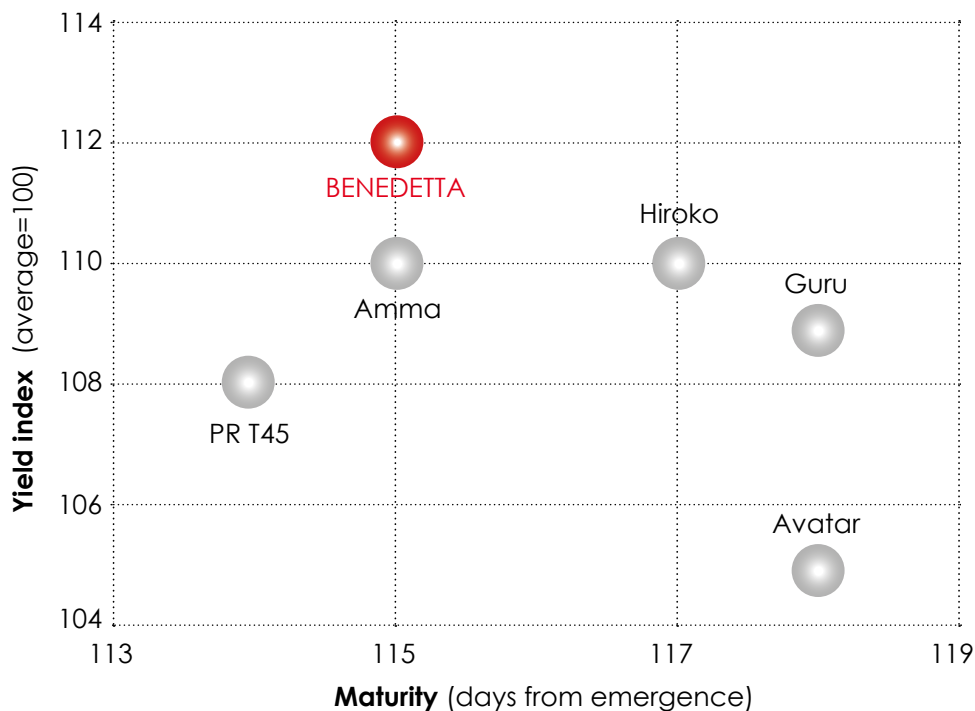
LODGING				R
DEHISCENCE				R
DROUGHT STRESS				R

ADVICES

Planting time:
1st crop / 2nd crop

Planting rate:
40-45 seeds/sqm; 3,2-3,6 units/ha

ERSA official trials network 2021 (average of 8 locs)



Annette



MATURITY GROUP

1- (0.7)

Perfect balance between yield and earliness

FEATURES

HEIGHT	medium
POD COLOUR	brown
HILUM COLOUR	brown
BRANCHING	good
DEFOLIATION	high
FIRST POD HEIGHT	good

QUALITIES

TKW	medium 160-190 g
PROTEIN CONTENT	medium

RESISTANCES

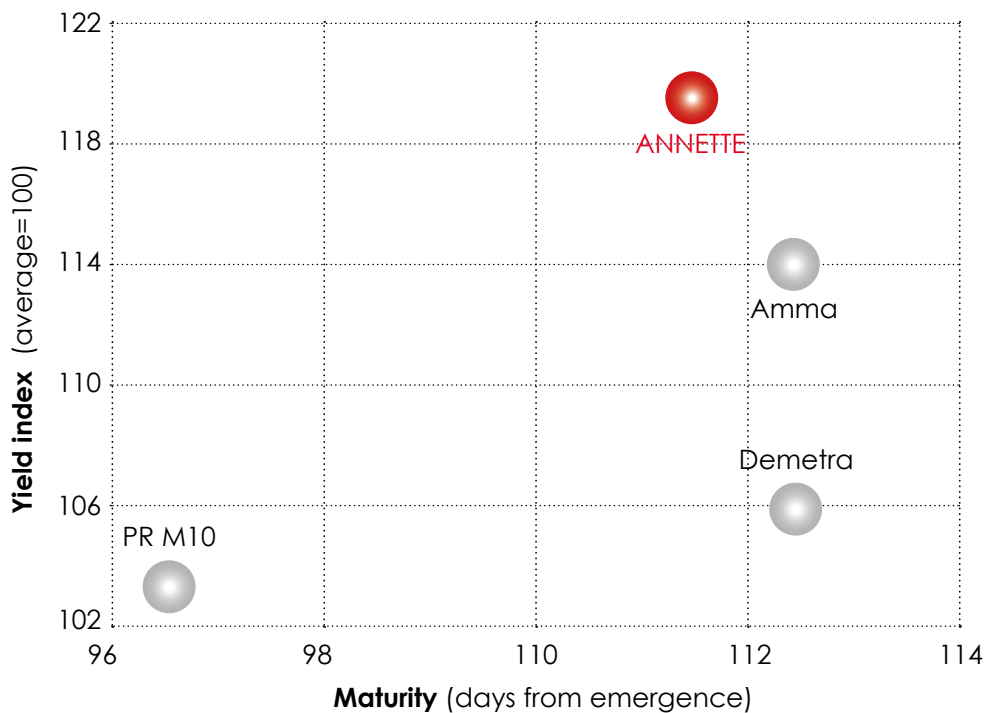
LODGING			MR
DEHISCENCE			R
DROUGHT STRESS			R

ADVICES

Planting time:
1st crop / 2nd crop

Planting rate
40-45 seeds/sqm; 3,2-3,6 units/ha

APSOV advanced trials network (average of 19 locs 2017-19)





Carlotta



MATURITY GROUP
Early, rustic and stable

1- (0.6)

FEATURES

HEIGHT	medium-high
POD COLOUR	light brown
HILUM COLOUR	brown
BRANCHING	medium
DEFOLIATION	high
FIRST POD HEIGHT	high

QUALITIES

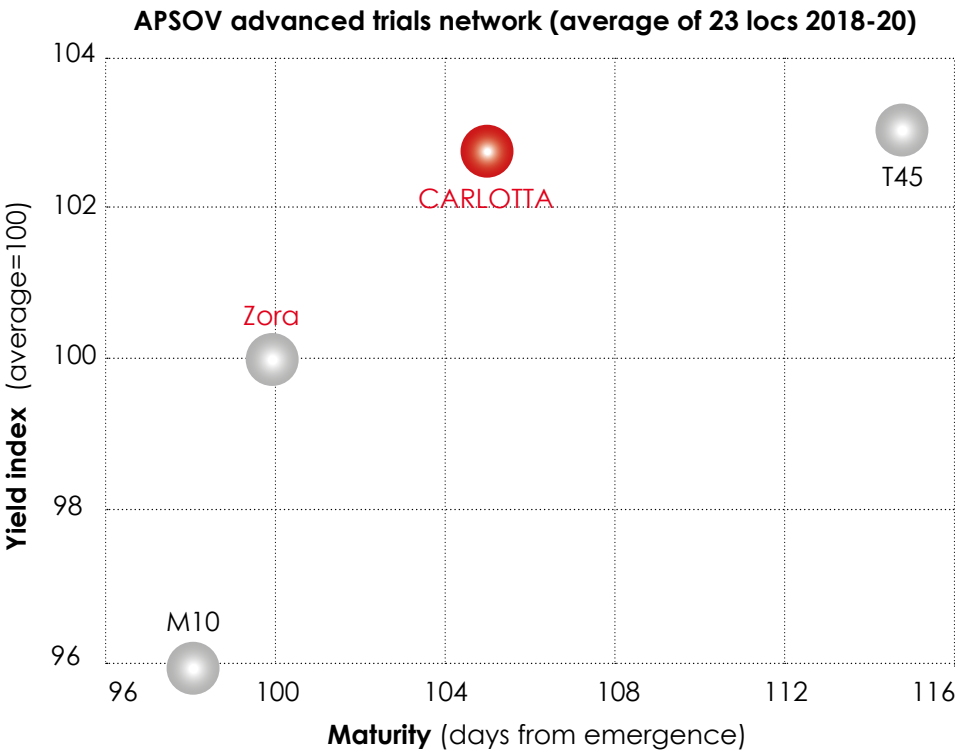
TKW	medium 160-190 g
PROTEIN CONTENT	good

RESISTANCES

LODGING					R
DEHISCENCE					R
DROUGHT STRESS					R

ADVICES

Planting time
1st crop / 2nd crop
Planting rate:
40-45 seeds/sqm; 3,2-3,6 units/ha



Dorothy



MATURITY GROUP

0+ (0.5)

Super high yielding, which never lodges

FEATURES

HEIGHT	low
POD COLOUR	light brown
HILUM COLOUR	brown
BRANCHING	high
DEFOLIATION	high
FIRST POD HEIGHT	medium

QUALITIES

TKW	medium 160-190 g
PROTEIN CONTENT	good

RESISTANCES

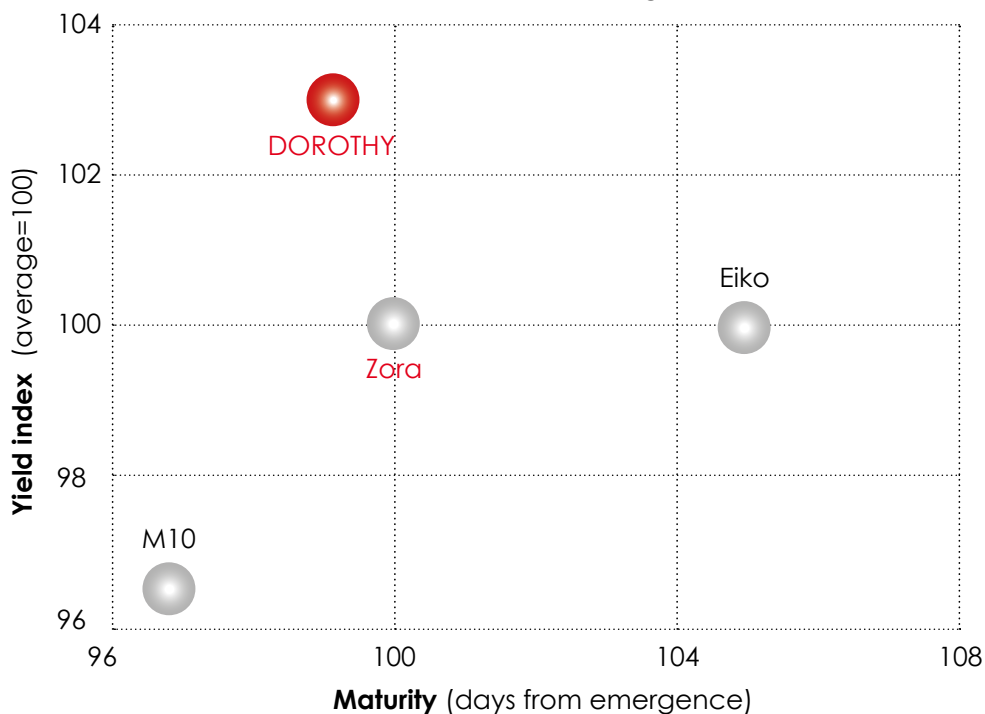
LODGING					R
DEHISCENCE					R
DROUGHT STRESS					R

ADVICES

Planting time:
1st crop / 2nd crop

Planting rate:
40-45 seeds/sqm; 3,2-3,6 units/ha

APSOV advanced trials network (average of 27 locs 2019-21)



Eleonora



MATURITY GROUP

0+ (0.5)

High protein content, with excellent solubility

FEATURES

HEIGHT	medium
POD COLOUR	brown
HILUM COLOUR	white
BRANCHING	good
DEFOLIATION	good
FIRST POD HEIGHT	high

QUALITIES

TKW	medium 160-190 g
PROTEIN CONTENT	high

RESISTANCES

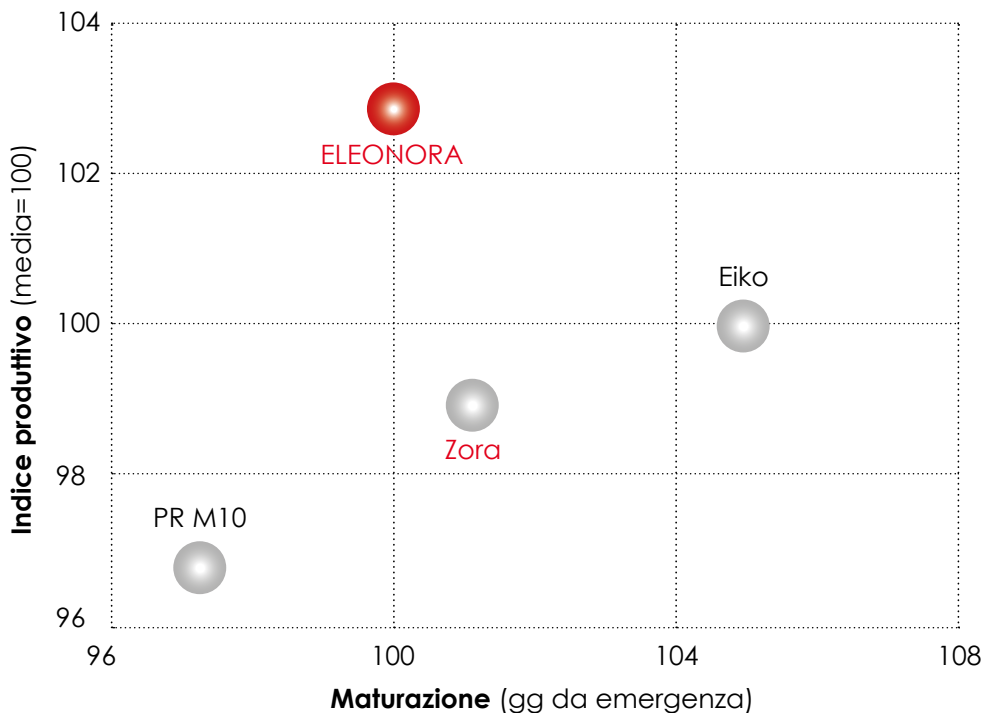
LODGING				MR
DEHISCENCE				R
DROUGHT STRESS				R

ADVICES

Planting time:
1st crop / 2nd crop

Planting rate:
40-45 seeds/sqm; 3,6-4,0 units/ha

Rete prove avanzate APSOV (media 27 loc. triennio 2021-23)



Betty



MATURITY GROUP 0 (0.3)

Very early and totally lodging resistant

FEATURES

HEIGHT	low
POD COLOUR	brown
HILUM COLOUR	black
BRANCHING	medium
DEFOLIATION	high
FIRST POD HEIGHT	good

QUALITIES

TKW	high <190 g
PROTEIN CONTENT	medium

RESISTANCES

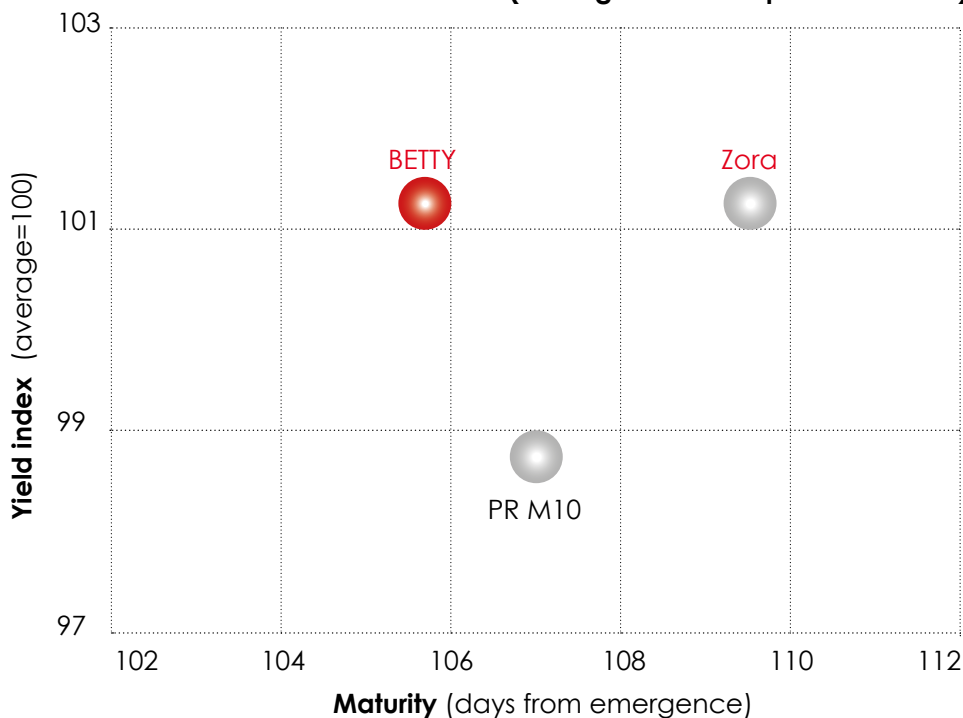
LODGING					R
DEHISCENCE					R
DROUGHT STRESS					R

ADVICES

Planting time:
1st crop / 2nd crop


Planting rate:
45-50 seeds/sqm; 3,6-4,0 units/ha

APSOV advanced trials network (average of 15 locs period 2018-19)



SORGHUM for every purpose

		● Possible ● Best	
		Silage	Forage
GRAIN SORGHUM	Anggy	●	
	Diamond	●	
	Ggolden	●	
	Icebergg	●	
	Ruby	●	
<p>Moderate height High exertion, that is the distance between the panicle and the last leaf ("combine" trait) Grain with nutritional values similar to corn.</p>			
SILAGE SORGHUM	Argensor	●	●
	Argensil	●	●
	Silomix	●	
<p>High size, excellent to replace corn silage. Best compromise between biomass production and grain yield.</p>			
FORAGE SORGHUM	Piper	●	●
	Fienomix	●	●
<p>Multicut, suitable for green forage production and hay.</p>			



GREAT VALUE - production cost are 40% lower, compared to corn

SUSTAINABLE - compared to corn demand is 30% lower in water and 50% in nitrogen

HIGH YIELD - from 5 to 10 tons/ha of grain at 14% moisture from 30 to 80 tons/ha of silage as it is

RUSTIC - root system efficiency and ability to better resist under severe drought stress ensure maximum adaptability

HEALTHY - It does not develop mycotoxin

GRAIN SORGHUM: crop management

SOWING Planting has to be scheduled with a soil temperature exceeding 12 °C at a depth of 2-cm.

Ideal seeding rate is 10-15 Kg with single kernel planter and 15-20 Kg/ha with rows planter, which means an average planting rate of 35-45 plants/sqm for grain crop and 40-50 plants/sqm for silage crop.

NUTRITION

A pre-planting application of 100-120 Kg/ha nitrogen for dry soils and 130-150 Kg/ha for deep and irrigated soils is advisable. If needed, additional 80-100 Kg/ha of Phosphorus and Potassium (pre-planting) must be provided. Uptakes for 1 ton grain are: 28 Kg N; 10 Kg P₂O₅; 33 Kg K₂O.

WEED CONTROL

Pre-emergence: Aclonifen, Pendimethalin, Terbutylazine (broad leaf weeds - grasses)

Early post-emergence: S- S-Metolachlor+ terbutylazine (grasses + broad leaf weeds)

Post-emergence: Prosulfuron, Bentazone, Mesotrione, 2,4 D, MCPA, Dicamba, Fluroxipir, Bromoxinil.

IRRIGATION

Water need is of 400-450 mm, the critical phase coincides with the beginning of flowering until the kernels filling. If required, provide 40-80 mm at the end of flowering.



Diamond



PURPOSE: GRAIN

Food grade: white kernel and clear huskes

FEATURES

CYCLE	medium
HEIGHT	medium
GRAIN COLOUR	pure white
PANICLE DENSITY	mid-compact
HEAD EXERTION	good

ADVICES

Planting time:
Early to mid-early

Planting rate:
35-40 seeds/sqm; 9-11 kg/ha

RESISTANCES

STOCK RESISTANCE				R
DROUGHT STRESS			MR	



Golden

PURPOSE: GRAIN

Rustic with high yield potential

FEATURES

CYCLE	early
HEIGHT	medium-short
GRAIN COLOUR	white
PANICLE DENSITY	mid-loose
HEAD EXERTION	high

ADVICES

Planting time:
Early to mid-late

Planting rate:
40-45 seeds/sqm; 12-14 kg/ha

RESISTANCES

STOCK RESISTANCE				R
DROUGHT STRESS				R



Icebergg

PURPOSE: GRAIN

Early, high yielding with super white grain

FEATURES

CYCLE	early
HEIGHT	medium
GRAIN COLOUR	pure white
PANICLE DENSITY	mid-loose
HEAD EXERTION	high

ADVICES

Planting time:
Early to mid-late

Planting rate:
40-45 seeds/sqm; 12-14 kg/ha

RESISTANCES

STOCK RESISTANCE				R
DROUGHT STRESS				R



Anggy



PURPOSE: GRAIN

Yielding and rustic

FEATURES

CYCLE	medium-early
HEIGHT	medium
GRAIN COLOUR	red
PANICLE DENSITY	mid-compact
HEAD EXERTION	high

ADVICES

Planting time:
Early to mid-late

Planting rate:
40-45 seeds/sqm; 12-14 kg/ha

RESISTANCES

STOCK RESISTANCE				R
DROUGHT STRESS				R



Ruby



PURPOSE: GRAIN

Leafy plant suitable for wholemeal silage

FEATURES

CYCLE	early
HEIGHT	medium-short
GRAIN COLOUR	dark red
PANICLE DENSITY	mid-compact
HEAD EXERTION	high

ADVICES

Planting time:
Early to mid-early

Planting rate:
35-40 seeds/sqm; 10-11 kg/ha

RESISTANCES

STOCK RESISTANCE				R
DROUGHT STRESS				R



Piper

PURPOSE: FOR HAY, GREEN FORAGE AND SILAGE

Early type. Resprouts quickly and has high tillering attitude

FEATURES

CYCLE	early
HEIGHT	medium
CUTTING NUMBER	till 4 cuts
LEAFNESS	very good

ADVICES

Planting time:

Early to late

Planting rate:

45-55 kg/ha

Cut:

best when height gets 120 cm

RESISTANCES

LODGING				R
DROUGHT STRESS				R

SILAGE: sorghum vs corn

ARGENSOR and ARGENSIL are tall grain hybrids, suitable for silage with very similar quality to corn silage. By using these two products, the performances of the two species level out in regard to yield levels, dry matter content and starch.

Parameter	Poor soils	High fertility soils	Notes
WATER REQUIREMENT	++	+	Sorghum needs about 400 mm of water, compared to the 600-700 mm of corn, and withstands prolonged drought periods.
COSTS	++	+	Sorghum ensures less need for nitrogen and reduced costs for plant protection.
SILAGE QUALITY	+	-	Equivalent: corn contains more starch while sorghum more sugar and less lignified fiber.
DIABROTICA TOLERANCE	++	+	The sorghum roots are not affected by Diabrotica.
MYCOTOXIN CONTENT	++	+	Sorghum does not contain mycotoxins (aflatoxin), which could affect corn silage crops grown in drought stress.

Silomix



SINGLE CUT MIX

COMPOSITION	20%	SWEET STALK GRAIN SORGHUM, VERY TALL
	40%	TALL GRAIN SORGHUM
	40%	TALL GRAIN BMR SORGHUM

FEATURES	CYCLE	medium-early
	HEIGHT	high 220-240 cm
	LODGING	resistant
	REGROWTH	good
	WATER NEED	medium

NUTRITIONAL DATA	DM (%)	26-31
	PROTEIN (%DM)	7-9
	SUGAR (%DM)	10-12
	STARCH (%DM)	18-21
	NDF (%DM)	54-60
	NDF AT 30 H (%DM)	60-65
	UFL (n/KG DM)	0,85-0,90

PURPOSE	PRE-DRIED SILAGE	suitable
	DIRECT SILAGE	ideal
	HAY	not suitable
	WRAPPED	not suitable

best harvest stage

→	GRAIN FILLING
→	SOFT DOUGH
→	HEADING
→	HEADING

ADVICES	Planting rate:
	Single kernel planter
	8 kg/ha
	Cereal planter
	12 kg/ha

Fienomix



MULTICUT MIX

COMPOSITION

30%	SUDAN GRASS
30%	HYBRID SORGHUM X SUDAN GRASS
40%	HYBRID FODDER BMR SORGHUM

FEATURES

CYCLE	medium-early
HEIGHT	high 240-260 cm
LODGING	mid-resistant
REGROWTH	high
WATER NEED	low

NUTRITIONAL DATA

DM (%)	24-28
PROTEIN (%DM)	7-9
SUGAR (%DM)	14-16
STARCH (%DM)	4-8
NDF (%DM)	60-65
NDF AT 30 H (%DM)	50-55
UFL (n/KG DM)	0,75-0,80

PURPOSE

PRE-DRIED SILAGE	ideal
DIRECT SILAGE	suitable
HAY	suitable
WRAPPED	ideal

best harvest stage

→	GRAIN FILLING
→	SOFT DOUGH
→	HEADING
→	HEADING

ADVICES

Planting rate:
Single kernel planter
30 kg/ha
Cereal planter
40 kg/ha

Argensor



PURPOSE: WHOLE PLANT SILAGE

High sugar content in stover, tall plant and excellent starch producer

FEATURES

MATURITY	medium-early
HEIGHT	medium-high
CUTS NUMBER	single

NUTRITIONAL DATA

DM (%)	27-32
PROTEIN (%DM)	7-9
SUGAR (%DM)	10-12
STARCH (%DM)	20-22
NDF (%DM)	54-60
NDF AT 30 H (%DM)	57-60
UFL (n/KG DM)	0,85-0,90

RESISTANCES

LODGING				R
DROUGHT STRESS				R

ADVICES

Planting time:
Early to mid-late

Planting rate:
25-30 seeds/sqm; 7-10 kg/ha

Argensil



PURPOSE: WHOLE PLANT SILAGE

High sugar content in stover, which grows to a considerable height

FEATURES

MATURITY	medium
HEIGHT	high (220-260 cm)
CUTS NUMBER	single

NUTRITIONAL DATA

DM (%)	25-30
PROTEIN (%DM)	7-9
SUGAR (%DM)	11-13
STARCH (%DM)	16-18
NDF (%DM)	54-60
NDF AT 30 H (%DM)	60-65
UFL (n/KG DM)	0,85-0,90

RESISTANCES

LODGING			MR
DROUGHT STRESS			R

ADVICES

Planting time:
Early to mid-early

Planting rate:
20-25 seeds/sqm; 6-9 kg/ha

Iolen



HIGH OLEIC

High yielding, compact plant with high oil content

FEATURES

CYCLE	medium-early
HEIGHT	medium-low
HEAD SIZE	high
ACHENES WEIGHT	good
OIL CONTENT	high

ADVICES

Planting time:
Early to mid-early

Planting rate:
5,5-7,5 seeds/sqm

RESISTANCES

LODGING				R
DOWNY MILDEW				RM9
PHOMOPSIS			MR	
SCLEROTINIA		MS		
PHOMA				T

Inotop

HIGH OLEIC

Early, stable and resistant



FEATURES

CYCLE	early
HEIGHT	medium
HEAD SIZE	medium
ACHENES WEIGHT	very high
OIL CONTENT	high

ADVICES

Planting time:
Early to mid-late

Planting rate:
6,0-7,5 seeds/sqm

RESISTANCES

LODGING				R
DOWNY MILDEW			RM7	
PHOMOPSIS				T
SCLEROTINIA		MS		
PHOMA				T

Absollute



HIGH OLEIC, IMI

Top yield, none better for resistance to mildew

FEATURES

CYCLE	medium-early
HEIGHT	medium-high
HEAD SIZE	medium
ACHENES WEIGHT	medium
OIL CONTENT	high

ADVICES

Planting time:
Early to mid-early

Planting rate:
5,5-7,5 seeds/sqm

RESISTANCES

LODGING				R
DOWNY MILDEW				RM9
PHOMOPSIS			MT	
SCLEROTINIA			MR	
PHOMA				T



Duet CL



HIGH OLEIC, IMI

Consistent yield across different conditions

FEATURES

CYCLE	medium-early
HEIGHT	medium
HEAD SIZE	medium
ACHENES WEIGHT	good
OIL CONTENT	high

ADVICES

Planting time:
Early to mid-early

Planting rate:
6,0-7,5 seeds/sqm

RESISTANCES

LODGING				R
DOWNY MILDEW				RM7
PHOMOPSIS			MT	
SCLEROTINIA			MR	
PHOMA		MS		



Nemo



LINOLEIC

Rustic and highly resistant to drought stress

FEATURES

CYCLE	medium-early
HEIGHT	medium
HEAD SIZE	medium
ACHENES WEIGHT	medium
OIL CONTENT	good

ADVICES

Planting time:
Early to mid-early

Planting rate:
5,5-7,5 seeds/sqm

RESISTANCES

LODGING				R
DOWNY MILDEW				RM9
PHOMOPSIS				T
SCLEROTINIA		MS		
PHOMA				T

Nemo CL



LINOLEIC-IMI

High yield potential and highly resistant to drought stress

FEATURES

CYCLE	medium
HEIGHT	medium
HEAD SIZE	medium
ACHENES WEIGHT	medium-high
OIL CONTENT	high

ADVICES

Planting time:
Early to mid-early

Planting rate:
6,0-7,5 seeds/sqm

RESISTANCES

LODGING				R
DOWNY MILDEW				RM9
PHOMOPSIS		MS		
SCLEROTINIA			MR	
PHOMA			MT	



BUCKWHEAT: crop management

CROP ROTATION

It precedes or follows cereal crop, it can be used as intercrop (please bear in mind that it is sensitive to sulphonylurea residuals). It is resilient to the weeds, thanks to the covering development and a certain allelopathic action. Nectar-secreting plant, it takes advantage of bees' presence for being pollinated.

SOIL

It thrives in light or gravelly soils. It is not particularly suited to heavy soils with tendency to compact and with many nitrogen residuals. In fertile and deep soils it might have an excessive plant development with consequent lodging problems. It does not succumb to acidity.

TEMP. REQUIREMENTS

Temperature needed for germination is above 10 ° C. It is very sensitive to frost, temperatures below 4 °C lead to sterility.

PLANTING TIME

From mid-May till end of July, depending on water reserves in soil. If planted after cereal crops it shall also act as cover crop.

PLANTING MODE

Shallow planting (1-4 cm), better to avoid compacted soil or water lodging.

SEEDING RATE

180-200 seeds/sqm equivalent to about 35-40 kg/ha, depending on TKW.

FERTILIZATION

It is an undemanding crop, as it does not require nitrogen inputs which might be self-defeating and cause lodging. On extremely marginal land, a pre-planting fertilization with phosphorus and potassium might be considered.



Zirka



Large seeds size and easy to be dehulled

FEATURES

CYCLE	early
HEIGHT	medium 50-60 cm
FLOWER COLOUR	white
PLANT TYPE	branched

QUALITIES

TKW	18-20 g
DEHULLING	high

RESISTANCES

LODGING				R
COLD	S			
FUNGI DISEASES				R



Angelus

Ulisse x 8158 - [2013]



FEATURES

HEIGHT	high
CYCLE	medium
GRAIN COLOUR	yellow
GROWTH HABIT	spring

QUALITIES

HECTOLITRIC WEIGHT	high
TKW	210-260 g
PROTEIN CONTENT	high
DESTINATION	grain

RESISTANCES

LODGING				R
COLD			MR	
DEHISCENCE				R

Galactic

Pedigree unavailable



FEATURES

HEIGHT	medium
CYCLE	early
GRAIN COLOUR	yellow
GROWTH HABIT	spring

QUALITIES

HECTOLITRIC WEIGHT	good
TKW	200-240 g
PROTEIN CONTENT	good
DESTINATION	food grain

RESISTANCES

LODGING				R
COLD			MR	
DEHISCENCE				R



Peps

Pedigree unavailable



FEATURES	HEIGHT	high
	CYCLE	medium
	GRAIN COLOUR	green
	GROWTH HABIT	spring

QUALITIES	HECTOLITRIC WEIGHT	good
	TKW	200-240 g
	PROTEIN CONTENT	good
	DESTINATION	food grain

RESISTANCES	LODGING				R
	COLD			MR	
	DEHISCENCE				R

Poseidon

Pedigree unavailable



FEATURES	HEIGHT	high
	CYCLE	medium
	GRAIN COLOUR	green
	GROWTH HABIT	spring

QUALITIES	HECTOLITRIC WEIGHT	high
	TKW	230-270 g
	PROTEIN CONTENT	good
	DESTINATION	food grain

RESISTANCES	LODGING				R
	COLD			MR	
	DEHISCENCE				R

CHICKPEA: crop management

SOWING

From December to April, later planting is possible in certain areas where spring and summer are not too hot and dry.

A minimum temperature of 9°-10°C is required for germination. To obtain 35-40 plants/m² seeding rate is 45-50 seeds/m² (130-250 kg/ha based on TKW). The distance between the rows is 45-50 cm for hoed crops and 30-35 cm with cereal planter. Tamping should be performed in order to protect the seeds from the anti-germination effect of herbicide as well as facilitating harvesting.

NUTRITION

Chickpea is a pulse with nitrogen-fixing activity carried out by symbiotic bacteria of the genus *Rhizobium*. We therefore recommend a pre-planting of 60-120 units/ha or localized at sowing time 5-20 units of Phosphorus.

WEED CONTROL

In order to speed up the process should conditions be harsh (significant nitrogen deficiency, strong run-off before sowing, crop precessions particularly exploiting), 20-30 units/ha of Nitrogen could be added.

HARVEST

Pre-emergence: - pendimethalin (ex. Stomp Aqua 1,0-1,75 lt/ha; Inca 1,5 -2,5 l/ha). - pendimethalin + aclonifen (Challenge 2,0 lt/ha).

Post-emergence: pyridate (ex. Lentagran 45 WP 1,2 - 1,8 kg/ha) for the dicotyledons control. It is possible once 14% moisture content is reached, by using preferably axial-flow combine, with beater speed setting of 350-500 rpm, large holed sieves, maximum ventilation.



Alamo



PURPOSE: FOOD

Much appreciated by the food industry

FEATURES

HEIGHT	medium 60-70 cm
PLANT HABIT	mid-erect
CYCLE	medium
FLOWER COLOUR	white
GROWTH HABIT	spring

QUALITIES

GRAIN TYPE	rough
TKW	380-470 g
CALIBER >9	45%
CALIBER >8	45%
CALIBER >7	10%

*average data based on TKW
of 420 g

RESISTANCES

LODGING				R
COLD			MR	
DEHISCENCE				R
ASCOCHYTA R.			MR	

Planting rate

SUNFLOWER

Plant/mq	Row distance cm							
	30	35	40	45	50	60	70	75
5,5	-	-	-	40,4	36,4	30,3	26,0	24,2
6,0	-	-	-	37,0	33,3	27,8	23,8	22,2
6,5	-	-	-	34,2	30,8	25,6	22,0	20,5
7,0	-	-	-	31,7	28,6	23,8	20,4	19,0

SORGHUM

20,0	16,7	14,3	12,5	11,1	10,0	8,3	7,1	6,7
22,5	14,8	12,7	11,1	9,9	8,9	7,4	6,3	5,9
27,5	12,1	10,4	9,1	8,1	7,3	6,1	5,2	4,8
30,0	11,1	9,5	8,3	7,4	6,7	5,6	4,8	4,4
32,5	10,3	8,8	7,7	6,8	6,2	5,1	4,4	4,1
35,0	9,5	8,2	7,1	6,3	5,7	4,8	4,1	3,8
37,5	8,9	7,6	6,7	5,9	5,3	4,4	3,8	3,6
40,0	8,3	7,1	6,3	5,6	5,0	4,2	3,6	3,3
42,5	7,8	6,7	5,9	5,2	4,7	3,9	3,4	3,1
45,0	7,4	6,3	5,6	4,9	4,4	3,7	3,2	3,0

SOYBEAN

40,0	8,3	7,1	6,3	5,6	5,0	4,2	3,6	3,3
42,5	7,8	6,7	5,9	5,2	4,7	3,9	3,4	3,1
45,0	7,4	6,3	5,6	4,9	4,4	3,7	3,2	3,0
47,5	7,0	6,0	5,3	4,7	4,2	3,5	3,0	2,8
50,0	6,7	5,7	5,0	4,4	4,0	3,3	2,9	2,7
52,5	6,3	5,4	4,8	4,2	3,8	3,2	2,7	2,5
55,0	6,1	5,2	4,5	4,0	3,6	3,0	2,6	2,4



La Torre

Clones selected from the Vogherese ecotype - [1994]

Production and quality guarantee

FEATURES

PLANT	erect
HEIGHT	medium-tall
STEM DIMENSION	medium-thin
BRANCHING	high
BLOOMING	mid-early
DOMANCY	dormient
AFTER WINTER REGROW	mid-early

QUALITIES

REGROW VELOCITY	very fast
STEM/ LEAVES RATIO	good
LONGEVITY	high
TOLER. TO TRAMPLING	high
STRESS TOLERANCE	good
DESTINATION	hay and silgae, dehydrated



Isola

Clones selected from the Vogherese ecotype - [2001]

High yielding long lasting stand

FEATURES

PLANT	erect
HEIGHT	high
STEM DIMENSION	medium-thin
BRANCHING	high
BLOOMING	early
DOMANCY	dormient
AFTER WINTER REGROW	mid-early

QUALITIES

REGROW VELOCITY	fast
STEM/ LEAVES RATIO	high
LONGEVITY	good
TOLER. TO TRAMPLING	good
STRESS TOLERANCE	high
DESTINATION	hay and silgae, dehydrated

Contacts

CEO

Carlo Invernizzi

cell. +39 335 6383145 * c.invernizzi@apsovsementi.it

INTERNATIONAL SALES MANAGER

Cesare Ramponi

cell. +39 344 0871376 * c.ramponi@apsovsementi.it

TECHNICAL SALES AGRONOMIST BALKANS

Stevan Popic

cell: +381 69722235 * s.popic@apsovsementi.it

TECHNICAL SALES AGRONOMIST UKRAINE

Oleg Khekalo

cell: +380 (50) 469 24 35 * o.khekalo@apsovsementi.it

CUSTOMER SERVICE

Lorena Perini

cell: +39 329 3939568 * l.perini@apsovsementi.it

Nicolò Cervetti

cell: +39 348 7474242 * n.cervetti@apsovsementi.it

Yuliia Kimasova

cell: +39 3371043461 * y.kimasova@apsovsementi.it



Apsovsementi s.p.a.
strada Torremenapace, 40
27058 Voghera (PV) - ITALY
tel. 0383 214437 - www.apsovsementi.it

Follow us!

@apsovsementi



Facebook



Instagram



Youtube



Linkedin

